Quick Installation Guide

5-port 10/100Mbps Desktop Switch/
8-port 10/100Mbps Desktop Switch/
5-Port Gigabit Ethernet Switch/
8-Port Gigabit Ethernet Switch
S105/S108/SG105/SG108

Package Contents

- Switch * 1
- Power adapter * 1
- Quick installation guide * 1

Please read this quick installation guide before you start. This guide instructs how to install and connect the device. For more information, such as the description of symbols displayed on relevant materials, please visit www.tendacn.com.
If any item is missing or damaged, please keep the original package and contact the local reseller or distributor immediately.

Product Overview — English

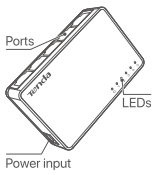

(S105, S108, SG105 and SG108 are in a same serial. Here SG105 is taken as a guide.)

LED	Status	Description
⏻	On	Power supply is provided for the device properly
	Off	Power supply is not provided for the device properly
1~5/8	Solid	Indicates the corresponding port is connected
	Off	Indicates no connection is established
	Blinking	Indicates the corresponding port is connected and transferring data

Connect S105/S108/SG105/SG108 to the Internet

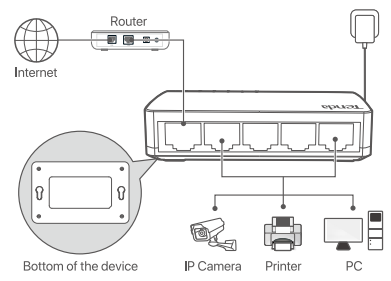

Descripción del producto — Español

(S105, S108, SG105 y SG108 están en una misma serie. Aquí SG105 se toma como una guía)

LED	Estado	Descripción
⏻	Encendido	La fuente de alimentación se proporciona para el dispositivo adecuado
	Apagado	La fuente de alimentación no se proporciona para el dispositivo adecuado
1~5/8	Sólido	Indica que el puerto correspondiente está conectado
	Apagado	Indica que se ha establecido ninguna conexión
	Parpadeo	Indica que el puerto correspondiente está conectado y transfiriendo los datos

Conectar S105/S108/SG105/SG108 a Internet

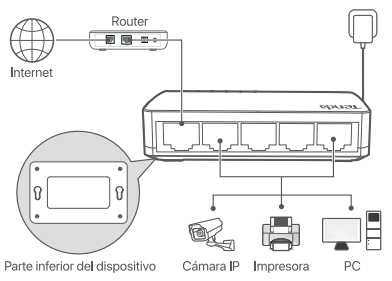

Panoramica del prodotto — Italiano

(S105, S108, SG105 e SG108 sono in una stessa serie. Qui SG105 viene preso come una guida)

Led	Stato	Descrizione
⏻	Acceso	L'alimentazione per il dispositivo è fornita correttamente
	Spento	L'alimentazione per il dispositivo non è fornita correttamente
1~5/8	Solido	Indica che la porta corrispondente è collegata
	Spento	Indica che nessuna connessione è stabilita
	Lampeggiante	Indica che la porta corrispondente è collegata e sta trasferendo dati

Collegare S105/S108/SG105/SG108 a Internet

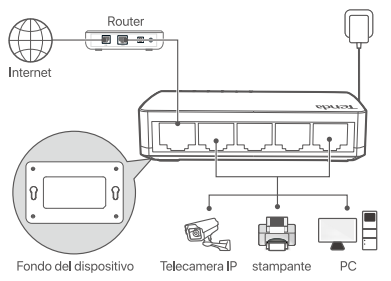

Visão Geral do Produto — Português

S105, S108, SG105 and SG108 are in a same serial. Here SG105 is taken as a guide.

LED	Estado	Descrição
⏻	Ligar	Fonte de alimentação é fornecida para o dispositivo corretamente
	Desligar	Fonte de alimentação não está prevista o dispositivo corretamente
1~5/8	Sólido	Indica que o porte correspondente está ligado
	Desligar	Indica que não há conexão é estabelecida
	Piscando	Indica que o porte correspondente é ligado e a transferência de dados

Conecte S105/S108/SG105/SG108 à Internet

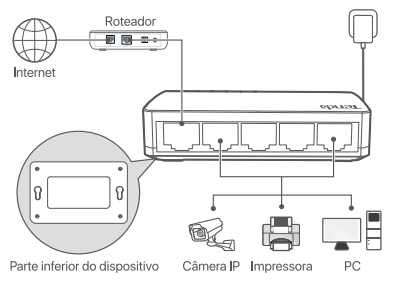

Produktübersicht — Deutsch

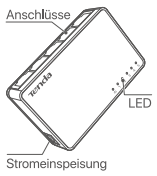

(S105, S108, SG105 und SG108 sind aus einer Serie, SG105 ist als Leitfaden entnommen.)

LED	Stand	Beschreibung
⏻	Ein	Stromversorgung funktioniert einwandfrei
	Aus	Stromversorgung funktioniert nicht einwandfrei
1~5/8	Stabil	Die entsprechende Port ist angeschlossen
	Aus	Keine Verbindung
	Blinkt	Die entsprechende Port ist angeschlossen und überträgt Daten

Verbindet S105/S108/SG105/SG108 mit dem Internet

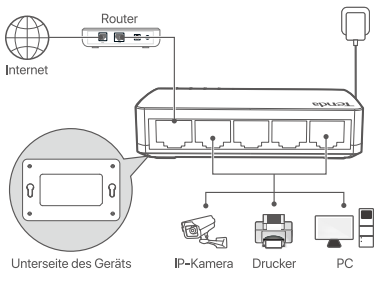

Przegląd produktów — Polski

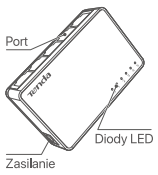

(S105, S108, SG105 i S108 są identyczne w sekwencji, gdzie przewodnik krok SG105)

LED	Status	Opis
⏻	Włączać	Zasilanie jest normalne.
	Wyłącz	Zasilanie nie jest normalne.
1~5/8	Stały	Wskazuje, że port połączenia
	Wyłącz	Wskazuje na brak portu połączenia
	Migotanie	Wskazuje, że port połączenia i transferu danych

Połączenie S105/S108/SG105/SG108 z Internetem

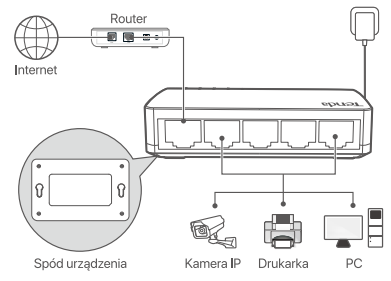

Présentation du produit — Français

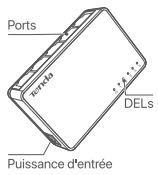

(S105, S108, SG105 et SG108 partagent la même série. Ici SG105 est considérée comme un indicateur.)

DEL	Etat	Description
⏻	Allumée	L'alimentation est bien fournie pour le dispositif
	Eteint	L'alimentation n'est pas encore fourni pour dispositif
1~5/8	Solide	Indique que le port correspondant est bien connecté
	Eteint	Indique que aucune connexion n'est établie
	Clignotant	Indique que le port correspondant est connecté et en train de transmettre les données

Connecter S105/S108/SG105/SG108 avec l'Internet

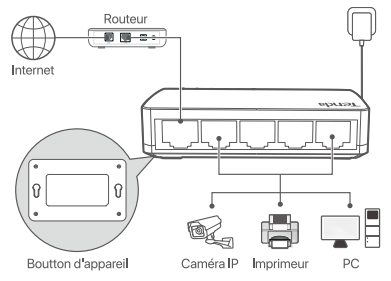

Prezentarea produsului — Română

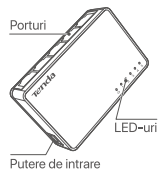

(S105, S108, SG105 si SG108 sunt identice. Aici SG105 este luat drept exemplu.)

LED	Stare	Descriere
⏻	Pornire	Dispozitivul este alimentat corespunzator
	Oprire	Dispozitivul nu este alimentat corespunzator
1~5/8	Solid	Portul corespondent este conectat
	Oprire	Nicio conexiune nu a fost stabilita
	Iluminare intermitenta	Portul corespondent este conectat si transferul de date este activ

Conectarea S105/S108/SG105/SG108 la Internet

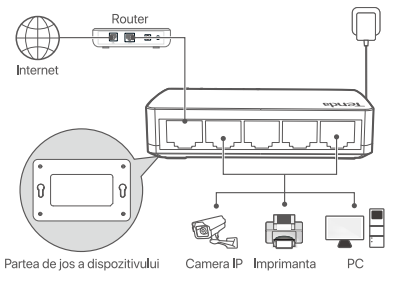

Termék áttekintés — Magyar

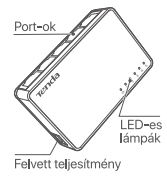

(S105, S108, SG105 és SG108 azonos sorozat, itt az útmutató az SG105-as lépéseit mutatja be.)

LED	Státusz	Leírás
⏻	Bekapcsol	Tápellátás normális
	Leállítja	Tápellátás nem normális
1~5/8	Szilárd	Jelzi, hogy az adott port csatlakozott
	Leállítja	Jelzi, hogy a kapcsolat nem jött létre
	Vibrálás	Jelzi, hogy az adott port csatlakoztatva van és adatátvitel folyik

S105/S108/SG105/SG108 csatlakozása az internethez

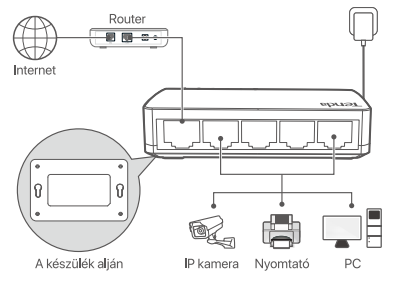

Краткая информация о продукте — Русский

(S105, S108, SG105 у SG108 относятся к одной и той же серии. В данном случае SG105 взят за основу.)

Светод-иоды	Состояние	Описание
⏻	Вкл.	Электрическое питание подается на устройство должным образом
	Выкл.	Электрическое питание не подается на устройство должным образом
1~5/8	Непрер-ывный	Указывает на подключение соответствующего порта
	Выкл.	Указывает на отсутствие подключения
	Мигающий	Указывает на подключение соответствующего порта и передачу информации

Подключение S105/S108/SG105/SG108 к интернету

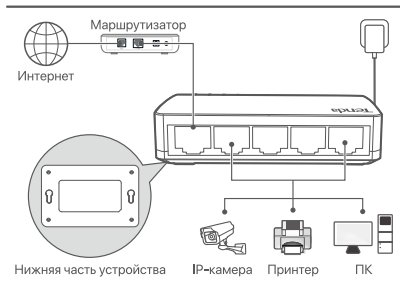

Ürüne Genel Bakış — Türkçe

(S105, S108, SG105 ve SG108 serileri benzer ürünlerdir Burada SG105 örnek alınmıştır)

LED	Durum	Tanım
⏻	Açık	Güç kaynağı normaldir
	Kapalı	Güç kaynağı normal değil
1~5/8	Sürekli Yanıyor	Yuvaya kablo bağlı olduğunu gösterir
	Kapalı	Bağlantı olmadığını gösterir
	Yanıp Sönüyor	Yuvaya kablonun bağlı ve data transferi olduğunu gösterir

S105/S108/SG105/SG108'i Internet'e bağlayın

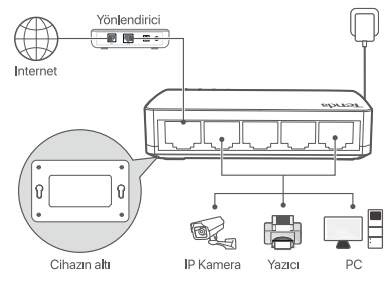

Преглед на продукта — Български

(S105, S108, SG105 и SG108 са в същия сериал. Тук SG105 се приема като ръководство.)

Светод-иоди	Статус	Описание
⏻	свети непрекъснато	Захранването е осигурено правилно за устройството.
	изключен	Захранването не се предоставя правилно за устройството.
1~5/8	свети непрекъснато	Показва съответният порт е свързан.
	изключен	Показва, че не се установява връзка.
	Мига	Показва съответният порт е свързан и прехвърля данни.

Свържете S105/S108/SG105/SG108 към интернет

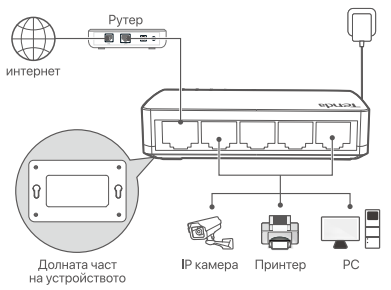

نظرة عامة على المنتج — العربية

S105، S108، SG105 ، و SG108 في نفس السلسلة ويتم أخذ SG105 هنا كدليل

القنابل الباعث للضوء	الحالة	الوصف
⏻	تشغيل	يتم توفير الطاقة للجهاز بشكل صحيح
	متوقف عن التشغيل	لم يتم توفير الطاقة للجهاز بشكل صحيح
1~5/8	ثابت	إشارة إلى أن المنفذ المعني متصل
	متوقف عن التشغيل	إشارة إلى عدم وجود اتصال
	وميض	إشارة إلى أن المنفذ المعني متصل وينقل البيانات حاليا

قم بتوصيل S105/S108/SG105/SG108 بالإنترنت

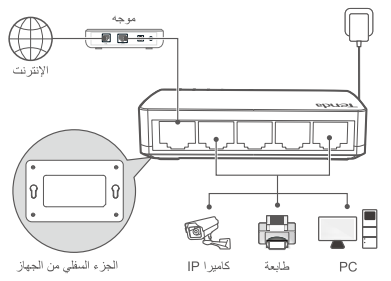

FCC Statement

This equipment has been tested and found to comply with the limits for a Class B digital device, pursuant to Part 15 of the FCC Rules. These limits are designed to provide reasonable protection against harmful interference in a residential installation. This equipment generates, uses and can radiate radio frequency energy and, if not installed and used in accordance with the instructions, may cause harmful interference to radio communications. However, there is no guarantee that interference will not occur in a particular installation. If this equipment does cause harmful interference to radio or television reception, which can be determined by turning the equipment off and on, the user is encouraged to try to correct the interference by one or more of the following measures:
– Reorient or relocate the receiving antenna.
– Increase the separation between the equipment and receiver.
– Connect the equipment into an outlet on a circuit different from that to which the receiver is connected.
– Consult the dealer or an experienced radio/TV technician for help.
Operation is subject to the following two conditions: (1) this device may not cause harmful interference, and (2) this device must accept any interference received, including interference that may cause undesired operation.
Caution!
Any changes or modifications not expressly approved by the party responsible for compliance could void the user's authority to operate the equipment.
NOTE: (1) The manufacturer is not responsible for any radio or TV interference caused by unauthorized modifications to this equipment. (2) To avoid unnecessary radiation interference, it is recommended to use a shielded RJ45 cable.

CE Mark Warning

This is a Class B product. In a domestic environment, this product may cause radio interference, in which case the user may be required to take adequate measures.
The mains plug is used as disconnect device, which shall remain readily operable.
NOTE: (1) The manufacturer is not responsible for any radio or TV interference caused by unauthorized modifications to this equipment. (2) To avoid unnecessary radiation interference, it is recommended to use a shielded RJ45 cable.

RECYCLING

This product bears the selective sorting symbol for Waste electrical and electronic equipment (WEEE). This means that this product must be handled pursuant to European directive 2012/19/EU in order to be recycled or dismantled to minimize its impact on the environment.
User has the choice to give his product to a competent recycling organization or to the retailer when he buys a new electrical or electronic equipment.
Operating Temperature: 0 °C - 45 °C
Operating Humidity: (10% - 90%) RH, non-condensing

Caution:
Adapter Model: BN003-A03005E, BN003-A03005B, BN003-A03005U
Manufacturer: SHENZHEN HEWEISHUN NETWORK TECHNOLOGY CO., LTD.
Input: 100-240V AC, 50/60Hz 0.3A
Output: 5V DC, 0.6A
⎓: DC Voltage

Caution:
Adapter Model: BN003-A05009E, BN003-A05009B, BN003-A05009U
Manufacturer: SHENZHEN HEWEISHUN NETWORK TECHNOLOGY CO., LTD.
Input: 100-240 V AC, 50/60 Hz 0.3 A
Output: 9 V DC 0.6A
⎓: DC Voltage

Safety Precautions

Before performing an operation, read the operation instructions and precautions to be taken, and follow them to prevent accidents. The warning and danger items in other documents do not cover all the safety precautions that must be followed. They are only supplementary information, and the installation and maintenance personnel need to understand the basic safety precautions to be taken.
– Clean only with dry cloth.
– Do not block any ventilation openings using things such as newspapers, table-cloth, curtains.
– Do not install near any heat sources such as radiators, heat registers, stoves or other apparatus that produce heat.
– Protect the power cord from being walked on or pinched particularly at the plugs, convenience receptacles and at the point where they exit from the device.
– Only use attachments/accessories specified by the manufacturer.
– Unplug this device during lightning storms or when unused for long periods of time.
– Mains plug is used as the disconnect device, and shall remain readily operable.
– The power socket shall be installed near the device and easily accessible.
– Refer all servicing to qualified service personnel. Servicing is required when the device has been damaged in any way, for example, power-supply cord or plug is damaged, liquid has been spilled or objects have fallen into the device, the device has been exposed to rain or moisture, does not work normally, or has been dropped.
– Warning: To reduce the risk of fire or electric shock, do not expose this device to rain or moisture. The device shall not be exposed to dripping or splashing.
– Warning: To reduce the risk of electric shock, do not remove the cover as there are no user-serviceable parts inside. Refer servicing to qualified personnel.

Precauciones de Seguridad

Antes de iniciar una operación, lea las instrucciones de operación y las precauciones que han de tomar, y sígalas para prevenir accidentes. Los puntos de advertencia y peligro en otros documentos no cubren todas las precauciones de seguridad que han de seguir. Es información suplementaria, y el personal de instalación y mantenimiento necesita entender las precauciones de seguridad básicas que han de tomar.
– Utilice solamente un paño seco para limpiarlo.
– No bloquee los orificios de ventilación con periódicos, manteles, cortinas, etc.
– No lo instale cerca de fuentes de calor como radiadores, salidas de calefacción, estufas u otros aparatos que emitan calor.
– Proteja el cable de alimentación de recibir pisadas o pinchazos, especialmente en la zona de los enchufes, alargaderas y en la salida del dispositivo.
– Utilice únicamente complementos/accesorios especificados por el fabricante.
– Desenchufe el dispositivo y desconecte todos los cables durante tormentas eléctricas o cuando el dispositivo no se usa durante largo periodo.
– El enchufe de alimentación se usa como un dispositivo desconectado, y debe permanecer fácilmente operable.
– El toma de corriente debe ser instalado cerca del dispositivo y estar fácilmente accesible.
– Deje todas las reparaciones en manos del personal de servicio calificado. Será necesario efectuar reparaciones cuando el dispositivo haya recibido algún daño, como por ejemplo, que el cable de alimentación o el enchufe estén dañados, se haya derramado líquido o hayan caído objetos dentro del dispositivo, el dispositivo haya estado expuesto a la lluvia o a la humedad, que el dispositivo no funcione con normalidad , o que se haya caído.
– Advertencia: A fin de reducir el riesgo de incendio o de descarga eléctrica, no exponga este dispositivo a la lluvia ni a la humedad. El dispositivo no debe exponerse a goteos ni salpicaduras.
– Advertencia: A fin de reducir el riesgo de descarga eléctrica, no retire la cubierta, ya que en el interior del dispositivo no hay piezas que puedan ser reparadas por el usuario. Deje las reparaciones en manos del personal de servicio calificado.

Sicherheitshinweise

Lesen Sie vor der Durchführung eines Vorgangs die Betriebsanleitung und die zu treffenden Vorsichtsmaßnahmen und befolgen Sie sie, um Unfälle zu vermeiden. Die Warn- und Gefahrenhinweise in anderen Dokumenten decken nicht alle Sicherheitsvorkehrungen ab, die beachtet werden müssen. Sie sind nur ergänzende Informationen, und das Installations- und Wartungspersonal muss die grundlegenden Sicherheitsvorkehrungen verstehen, die zu treffen sind.
– Nur mit einem trockenen Tuch reinigen.
– Blockieren Sie keine Lüftungsöffnungen mit Gegenständen wie z.B. Zeitungen, Tischdecken oder Vorhängen.
– Nicht in der Nähe von Wärmequellen wie Heizkörpern, Wärmespeichern, Öfen oder anderen Geräten, die Wärme erzeugen, installieren.
– Schützen Sie das Stromkabel davor, dass man darauf tritt oder es eingeklemmt wird, insbesondere an den Steckern, an Steckdosen und an der Stelle, an der es aus dem Gerät austritt.
– Verwenden Sie nur vom Hersteller vorgeschriebene Aufsätze/Zubehörteile.
– Ziehen Sie bei Gewitter oder wenn das Gerät längere Zeit nicht benutzt wird, das Netzteil und trennen Sie alle Kabel ab.
– Der Netzstecker wird als Trennvorrichtung verwendet und muss leicht bedienbar bleiben.
– Die Steckdose muss in der Nähe des Geräts installiert und leicht zugänglich sein.
– Die Wartung muss von qualifiziertem Personal durchgeführt werden. Eine Wartung ist erforderlich, wenn das Gerät in irgendeiner Weise beschädigt wurde, z. B. wenn das Stromkabel oder der Stecker beschädigt ist, wenn Flüssigkeit verschüttet wurde oder Gegenstände in das Gerät gefallen sind, wenn das Gerät Regen oder Feuchtigkeit ausgesetzt wurde, wenn es nicht normal funktioniert oder wenn es fallen gelassen wurde.
– Warnung: Um das Risiko eines Brandes oder eines elektrischen Schlages zu verringern, setzen Sie das Gerät weder Regen noch Feuchtigkeit aus. Das Gerät darf weder Wassertropfen noch Spritzern ausgesetzt werden.
– Warnung: Um die Gefahr eines elektrischen Schlages zu vermeiden, darf die Abdeckung nicht entfernt werden, zumal sich im Inneren keine vom Benutzer zu wartenden Teile befinden. Überlassen Sie die Wartung dem Fachpersonal.

Précautions de sécurité

Avant d'effectuer une opération, lisez les instructions d'utilisation et les précautions à prendre, et suivez-les rigoureusement afin d'éviter les accidents. Les rubriques d'avertissement et de danger figurant dans d'autres documents ne couvrent pas toutes les précautions à prendre en matière de sécurité. Elles ne constituent que des informations complémentaires. Le personnel d'installation et de maintenance doit être conscient des précautions de sécurité de base à adopter.
– Nettoyer uniquement avec un chiffon sec.
– N'obstruez pas les ouvertures de ventilation à l'aide de journaux, de nappes, de rideaux, etc.
– N'installez pas l'appareil à proximité de sources de chaleur telles qu'un radiateur, un climatiseur, une cuisinière ou tout autre appareil produisant de la chaleur.
– Protégez le cordon d'alimentation contre les risques de piétinement ou de pincement, notamment au niveau des fiches, des prises de courant et de l'endroit où il sort de l'appareil.
– N'utilisez que les accessoires spécifiés par le fabricant.
– Débranchez l'appareil et déconnectez tous les câbles en cas d'orages ou d'inutilisation prolongée.
– La fiche de secteur est utilisée comme dispositif de déconnexion et doit rester facilement accessible.
– La prise de courant doit être installée à proximité de l'appareil et être facilement accessible.
– Confiez toute réparation éventuelle à un professionnel qualifié. Un entretien est nécessaire dès que l'appareil a été endommagé de quelque manière que ce soit, notamment lorsque le cordon d'alimentation ou la fiche sont endommagés, lorsqu'un liquide a été renversé ou que des objets sont tombés dans l'appareil, lorsque l'appareil a été exposé à la pluie ou à l'humidité, s'il ne fonctionne pas normalement ou encore s'il est tombé.
– Avertissement: Pour réduire le risque d'incendie ou de choc électrique, n'exposez pas cet appareil à la pluie ou à l'humidité. L'appareil ne doit pas être exposé à des gouttes ou à des éclaboussures de liquides.
– Avertissement: Pour réduire le risque de choc électrique, ne retirez pas le couvercle. Il n'y a aucune pièce nécessitant une manipulation à l'intérieur. Confiez toute réparation éventuelle à un professionnel qualifié.

Precauzioni di sicurezza

Prima di eseguire un'operazione, leggere le istruzioni operative e le precauzioni da prendere, e seguirle per evitare incidenti. Le voci di avvertimento e di pericolo in altri documenti non coprono tutte le precauzioni di sicurezza che devono essere seguite. Sono solo informazioni supplementari e il personale di installazione e manutenzione deve comprendere le precauzioni di sicurezza di base da adottare.
– Pulire solo con un panno asciutto.
– Non ostruire le aperture di ventilazione con oggetti come giornali, tovaglie, tende.
– Non installare vicino a fonti di calore come radiatori, registri di calore, stufe o altri apparecchi che producono calore.
– Proteggere il cavo di alimentazione da calpestio o schiacciamento, in particolare in corrispondenza delle spine, delle prese multiple e nel punto in cui escono dal dispositivo.
– Utilizzare solo allegati/accessori specificati dal produttore.
– Scollegare questo dispositivo e scollegare tutti i cavi durante i temporali o quando il dispositivo è inutilizzato per lunghi periodi di tempo.
– La spina di rete è usata come dispositivo di disconnessione e deve rimanere facilmente utilizzabile.
– La presa di corrente deve essere installata vicino al dispositivo e facilmente accessibile.
– Rivolgersi a personale qualificato per l'assistenza. L'assistenza è necessaria quando il dispositivo è stato danneggiato in qualsiasi modo, ad esempio se il cavo di alimentazione o la spina sono danneggiati, se è stato versato del liquido o sono caduti oggetti nel dispositivo, se il dispositivo è stato esposto a pioggia o umidità, non funziona normalmente, o è stato fatto cadere.
– Avviso: Per ridurre il rischio di incendi o scosse elettriche, non esporre questo dispositivo a pioggia o umidità. Il dispositivo non deve essere esposto a gocciolamenti o schizzi.
– Avviso: Per ridurre il rischio di scosse elettriche, non rimuovere il coperchio in quanto all'interno non sono presenti parti riparabili dall'utente. Rivolgersi a personale qualificato per l'assistenza.

Technical Support

Shenzhen Tenda Technology Co., Ltd.
Floor 6-8, Tower E3, No.1001, Zhongshanyuan Road, Nanshan District, Shenzhen, China. 518052
Website: www.tendacn.com
E-mail: support@tenda.com.cn

Copyright

© 2018-2022 Shenzhen Tenda Technology Co., Ltd. All rights reserved.
Tenda is a registered trademark legally held by Shenzhen Tenda Technology Co., Ltd. Other brand and product names mentioned herein are trademarks or registered trademarks of their respective holders. Specifications are subject to change without notice.

V2.0 Keep for future reference.